

UAE's Dana Gas close to sukuk restructuring agreement with creditors – sources

United Arab Emirates energy producer Dana Gas is close to reaching agreement on restructuring \$700 million in Islamic bonds, potentially ending a complex and protracted legal battle with its creditors, sources familiar with the matter said.....**Source: Reuters**

Virgin Mobile Middle East and Africa closes \$30m Pre-IPO exchangeable Sukuk

Virgin Mobile Middle East & Africa (VMMEA), the region's leading Mobile Virtual Network Operator (MVNO), is pleased to announce that it has successfully closed a US\$ 30M Pre-IPO Exchangeable Sukuk.....**Source: Reuters**

Sharjah Islamic Bank lists \$500m Sukuk on Nasdaq Dubai

Nasdaq Dubai today welcomed the listing of US\$500 million Sukuk by the Sharjah Islamic Bank, SIB. The listing supports the continuing expansion of SIB's Sharia'a-compliant financial activities through its networks across the country including personal and corporate banking.....**Source: Reuters**

Alhokair Saudi mall developer secures \$1.9bn Islamic loan

Fawaz Abdulaziz Alhokair said one of its businesses had secured a 7.2 billion riyal (\$1.9 billion) Islamic loan, one of the first such facilities for a firm owned by an individual detained in Saudi Arabia's recent anti-corruption drive. The two-tranche financing for Arabian Centres Company..... **Source: Zawya**

Malaysia issues \$612bn sukuk, tops Indonesia, GCC peers

Malaysia has launched combined domestic and international sukuk issuances of \$612 billion, fortifying its top spot among Islamic bond issuers. Capitalising on its deep capital market, the Southeast Asian nation retained its position as the biggest sukuk issuer**Source: Mubasher**

Kuwait owns 6% of Islamic banking assets: Central Bank

Kuwait accounts for around six percent of all Islamic banking assets in the world, the Central Bank of Kuwait's (CBK) Executive Director for the Supervision Sector Waleed Al-Awadhi said. In a speech to open the Islamic Financial Services Council's annual meeting.....**Source: Kuwait Times**

Dubai to become leading Sukuk-listing hub through new agreement

Dubai Islamic Economy Development Centre (DIEDC) today announced its collaboration with Nasdaq Dubai to design and implement new initiatives that complement Dubai's success in emerging as a leading global Sukuk-listing hub. DIEDC outlined plans for developing the Sukuk.....**Source: CPI Financial**

Noor Bank lists \$500m Sukuk on Nasdaq Dubai

Nasdaq Dubai welcomed the listing today of a US\$500 million Sukuk by Noor Bank, a leading Sharia'a-compliant bank in the UAE. It is Noor Bank's second Sukuk to be hosted by the region's international exchange, following a previous \$500 million listing in 2016....**Source: Emirates News Agency**

GCC Islamic banks to see stability in 2018

Barring any geopolitical risks, Islamic banks in GCC countries should see their financial profiles stabilise through 2018, said S&P Global Ratings in a recent report. S&P anticipates that Islamic banks' asset quality will stabilise by midyear 2018, with the exception of Qatari banks, where it sees some increasing risks.....**Source: CPI Financial**

Bahrain Middle East Bank enters into partnership with ICIEC

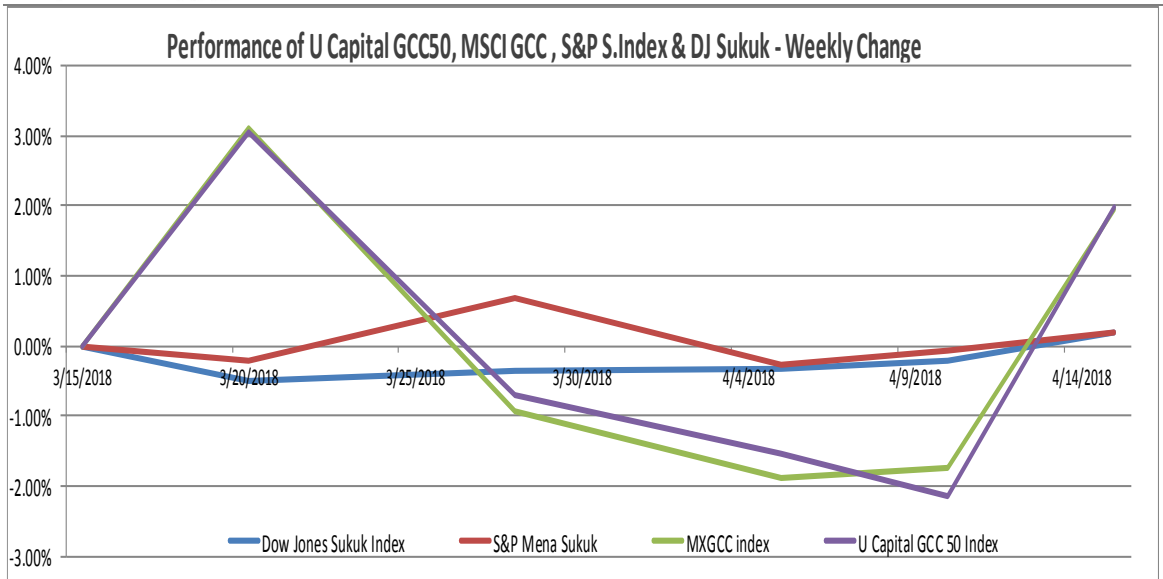
Bahrain Middle East Bank B.S.C. (BMB), announced its added gear in its product line, with agreements being entered into with The Islamic Corporation for the Insurance of Investment and Export Credit, a Member of the IDB Group (Islamic Development Bank Group, Jeddah, KSA).....**Source: Press Release**

Dubai's Noor Bank markets \$500m five-year sukuk

Noor Bank has started marketing a five-year sukuk worth \$500 million with an initial price guidance of around 175 basis points over mid-swaps, a document from one of the banks leading the transaction showed. Noor Bank, rated A-(minus) by Fitch, plans to price the senior unsecured.....**Source: Reuters**

Bahrain Islamic Bank (BisB) organized the second forum of Islamic Shari'a advisors and legal experts

Bahrain Islamic Bank (BisB) recently held its second forum to examine Islamic banking principles entitled "Shari'a Compliance and Applicable Laws in Islamic Banking" at the Diplomat Radisson Blu Hotel in Manama. The forum brought together various distinguished members.....**Source: Zawya**



Source: U Capital, Bloomberg

| Upcoming Sukuk Maturities | | | | | | | | | |
|---------------------------|---------------|-------------------|----------|-------------------|-----------|-------------|-------------|---------------|------------------|
| Issuer | Maturity Date | Offer Coupon Type | Currency | Offer Coupon Rate | Bid Price | Bid Yield % | Offer Price | Offer Yield % | Rating (Moody's) |
| MOHAM AL BARWANI SUKUK | 6/29/2021 | FIXED | OMR | 8.50% | - | - | - | - | - |
| MOHAM AL BARWANI SUKUK | 6/29/2021 | FIXED | USD | 8.50% | 105.00 | 6.69 | 105.37 | 6.56 | - |
| JAFZ SUKUK 2019 | 6/19/2019 | FIXED | USD | 7.00% | 103.94 | 3.29 | 104.15 | 3.10 | Baa2 |
| DAR AL-ARKAN SUKUK CO LT | 4/10/2022 | FIXED | USD | 6.88% | 97.61 | 7.59 | 98.27 | 7.39 | B1 |
| DAR AL-ARKAN SUKUK CO LT | 4/10/2022 | FIXED | USD | 6.88% | 97.61 | 7.59 | 98.27 | 7.39 | B1 |

Source: U Capital, Bloomberg

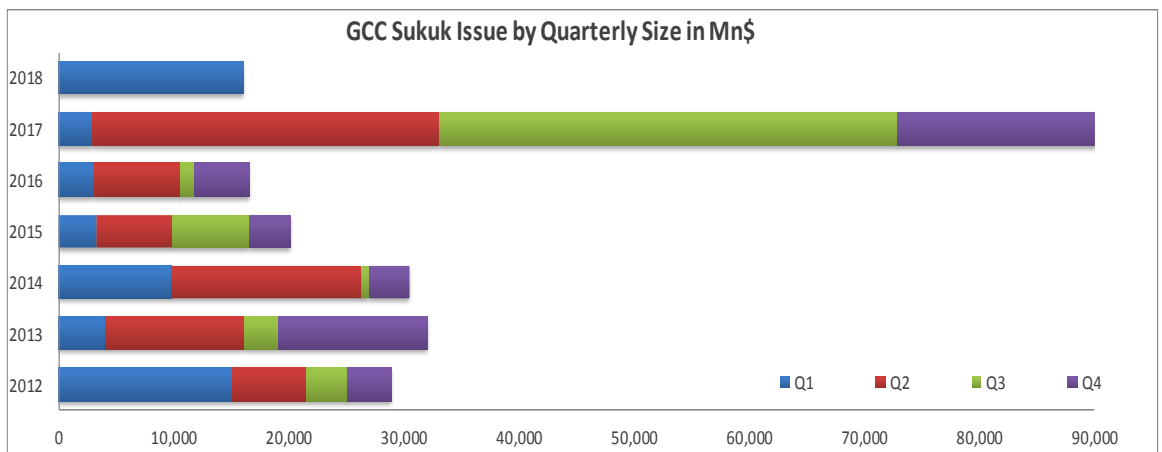
| Sukuk Indices Vs. U Capital indices & Bloomberg Indices | Current Close | Previous Close | Change | Change % | MTD | YTD |
|---|-------------------|---------------------|---------|----------|--------|--------|
| | 15 May 2018 Index | 12 April 2018 Index | | % | % | % |
| Dow Jones Sukuk Index | 97.72 | 98.99 | (1.27) | (1.28) | (0.42) | (3.43) |
| S&P Mena Sukuk | 115.11 | 115.89 | (0.78) | (0.67) | (0.17) | (1.79) |
| U Capital Oman 20 Index | 897.36 | 920.30 | (22.94) | (2.49) | (1.70) | (7.90) |
| U Capital GCC 50 Index | 1,268.16 | 1,254.30 | 13.86 | 1.10 | (1.57) | 10.79 |
| U Capital MENA 200 Index | 1,054.13 | 1,055.15 | (1.02) | (0.10) | (1.83) | 5.84 |
| MSCI GCC Countries Index | 522.25 | 515.36 | 6.89 | 1.34 | (1.35) | 8.85 |

Source: U Capital, Bloomberg. U Capital GCC 50, U Capital MENA 200 and MSCI GCC Indices are updated till 2:00 PM -Muscat Time

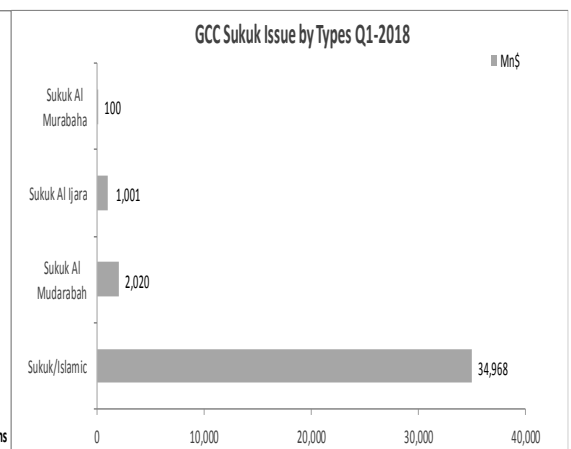
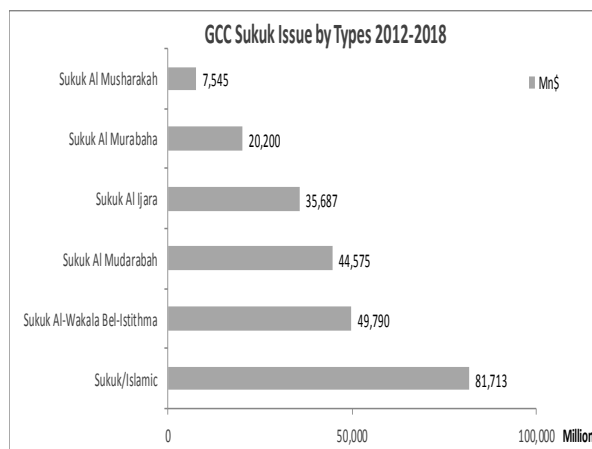
SUKUK Trading Summary – 1 Month

| Top Gainers | | | Top Losers | | |
|------------------------|---------|------|--------------------------|---------|-------|
| Companies | Price | Chg | Companies | Price | Chg |
| MEETHAQ SUKUK CO LLC | RO | % | SAUDI ELECTRICITY GLOBAL | RO | % |
| | 1.000 | 0.40 | | 95.934 | -3.61 |
| BOUBYAN TIER 1 CAPITAL | 103.797 | 0.27 | SAUDI ELEC GLOBAL SUKUK | 100.818 | -3.59 |
| AHB SUKUK CO | 100.611 | 0.10 | SAUDI ELECTRICITY GLOBAL | 95.982 | -3.55 |

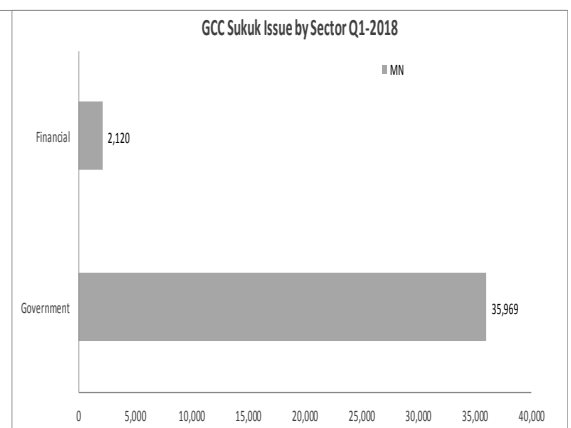
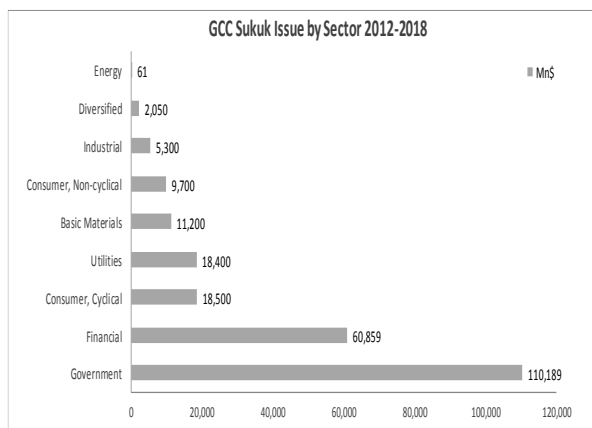
Source: U Capital, Bloomberg



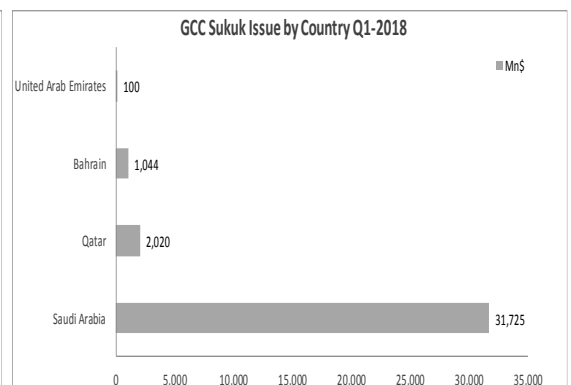
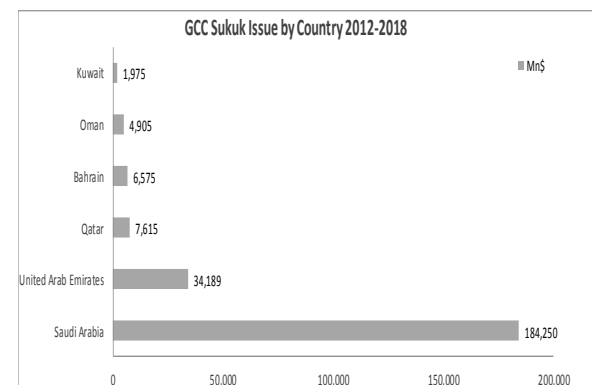
Source: U Capital, Bloomberg



Source: U Capital, Bloomberg



Source: U Capital, Bloomberg



Source: U Capital, Bloomberg

GCC Sukuk prices and yield - Sorted by offer coupon rate

| Issuer | Maturity | Offer Coupon | Offer Coupon | | Bid | Bid | Offer | Offer | Rating (Moody's) |
|--------------------------|------------|--------------|--------------|-------|--------|---------|--------|---------|---------------------|
| | Date | Type | Currency | Rate | Price | Yield % | Price | Yield % | |
| MOHAM AL BARWANI SUKUK | 6/29/2021 | FIXED | OMR | 8.50% | - | - | - | - | - |
| MOHAM AL BARWANI SUKUK | 6/29/2021 | FIXED | USD | 8.50% | 105.00 | 6.69 | 105.37 | 6.56 | - |
| JAFZ SUKUK 2019 | 6/19/2019 | FIXED | USD | 7.00% | 103.94 | 3.29 | 104.15 | 3.10 | Baa2 |
| DAR AL-ARKAN SUKUK CO LT | 4/10/2022 | FIXED | USD | 6.88% | 97.61 | 7.59 | 98.27 | 7.39 | B1 |
| DAR AL-ARKAN SUKUK CO LT | 4/10/2022 | FIXED | USD | 6.88% | 97.61 | 7.59 | 98.27 | 7.39 | B1 |
| GOLDEN SUKUK LLC | 2/5/2023 | FIXED | OMR | 6.50% | 1.00 | 445.94 | 1.00 | 445.94 | - |
| DAR AL-ARKAN SUKUK CO LT | 5/28/2019 | FIXED | USD | 6.50% | 101.59 | 4.91 | 101.81 | 4.68 | B1 |
| QATAR GOVT SUKUK | 6/1/2018 | FIXED | QAR | 6.50% | - | - | - | - | - |
| ABHC SUKUK CO 1 | 4/14/2019 | FLOATING | USD | 6.47% | 102.42 | 3.85 | 102.72 | 3.53 | - |
| DUBAI DOF SUKUK LTD | 5/2/2022 | FIXED | USD | 6.45% | 109.05 | 3.96 | 109.67 | 3.80 | - |
| EMAAR SUKUK LTD | 7/18/2019 | FIXED | USD | 6.40% | 103.57 | 3.27 | 103.80 | 3.07 | Baa3 |
| CBB INTL SUKUK THREE | 11/22/2018 | FIXED | USD | 6.27% | 100.67 | 4.95 | 101.16 | 3.98 | - |
| ALPHA STAR HOLDING III | 4/20/2022 | FIXED | USD | 6.25% | 97.88 | 6.87 | 98.53 | 6.68 | - |
| DAR AL-ARKAN SUKUK CO LT | 5/24/2018 | FIXED | USD | 5.75% | 100.10 | 1.26 | 100.11 | 0.65 | B1 |
| CBB INTL SUKUK FIVE | 2/12/2024 | FIXED | USD | 5.62% | 96.04 | 6.46 | 96.69 | 6.32 | - |
| CBB INTL SUKUK FIVE | 2/12/2024 | FIXED | USD | 5.62% | 96.12 | 6.44 | 96.65 | 6.33 | - |
| ALPHA STAR HOLDING IV LT | 9/30/2018 | FLOATING | USD | 5.56% | 100.26 | 4.99 | 101.00 | 2.99 | - |
| SAUDI ELEC GLOBAL SUKUK | 4/8/2044 | FIXED | USD | 5.50% | 100.46 | 5.47 | 101.18 | 5.41 | A2 |
| SAUDI ELEC GLOBAL SUKUK | 4/8/2044 | FIXED | USD | 5.50% | 100.75 | 5.45 | 101.25 | 5.41 | A2 |
| BAHRAIN IJARA SUKUK | 1/19/2025 | FIXED | BHD | 5.50% | - | - | - | - | - |
| GULF INVESTMENT CORP | 6/18/2027 | FIXED | MYR | 5.30% | 99.23 | 5.41 | 99.23 | 5.41 | - |
| CBB INTL SUKUK SIX | 3/20/2025 | FIXED | USD | 5.25% | 92.86 | 6.56 | 93.53 | 6.43 | - |
| CBB INTL SUKUK SIX | 3/20/2025 | FIXED | USD | 5.25% | 92.86 | 6.56 | 93.53 | 6.43 | - |
| CBB INTL SUKUK SIX | 3/20/2025 | FIXED | USD | 5.25% | 92.95 | 6.54 | 93.61 | 6.42 | - |
| MAZOOON ASSETS CO SAOC | 11/8/2027 | FIXED | USD | 5.20% | 95.12 | 5.88 | 96.07 | 5.74 | Baa3 |
| EMIRATES REIT SUKUK LTD | 12/12/2022 | FIXED | USD | 5.13% | 97.23 | 5.82 | 97.84 | 5.67 | - |
| MERAAS SUKUK LTD | 5/31/2022 | FIXED | USD | 5.11% | 99.51 | 5.25 | 100.26 | 5.04 | - |
| GULF INVESTMENT CORP | 6/20/2022 | FIXED | MYR | 5.10% | 99.75 | 5.17 | 99.75 | 5.17 | - |
| GULF INVESTMENT CORP | 3/16/2021 | FIXED | MYR | 5.10% | 100.09 | 5.06 | 100.09 | 5.06 | - |
| SAUDI ELECTRICITY GLOBAL | 4/8/2043 | FIXED | USD | 5.06% | 95.72 | 5.37 | 96.15 | 5.34 | A2 |
| SAUDI ELECTRICITY GLOBAL | 4/8/2043 | FIXED | USD | 5.06% | 95.73 | 5.37 | 96.23 | 5.33 | A2 |
| DUBAI DOF SUKUK LTD | 4/30/2029 | FIXED | USD | 5.00% | 100.38 | 4.95 | 101.09 | 4.87 | - |
| ICD SUKUK CO LTD | 2/1/2027 | FIXED | USD | 5.00% | 99.18 | 5.12 | 99.40 | 5.09 | - |
| BAHRAIN IJARA SUKUK | 7/9/2025 | FIXED | BHD | 5.00% | - | - | - | - | - |
| MEETHAQ SUKUK CO LLC | 6/13/2022 | FIXED | OMR | 5.00% | 1.00 | 5.00 | 1.04 | 3.93 | - |
| GFH SUKUK LTD | 7/26/2018 | FLOATING | USD | 5.00% | - | - | - | - | - |
| ALPHA STAR HOLDING LTD | 4/9/2019 | FIXED | USD | 4.97% | 100.26 | 4.67 | 100.28 | 4.64 | - |
| FIRST ABU DHABI BANK PJS | 12/28/2020 | FIXED | MYR | 4.90% | 101.58 | 4.26 | 101.58 | 4.26 | NR |
| EZDAN SUKUK CO LTD | 4/5/2022 | FIXED | USD | 4.88% | 80.04 | 11.37 | 80.65 | 11.14 | B1 |
| FIRST ABU DHABI BANK PJS | 12/9/2027 | FIXED | MYR | 4.75% | 98.78 | 4.91 | 98.78 | 4.91 | - |
| RVOS SUKUK | 2/17/2021 | FLOATING | SAR | 4.66% | - | - | - | - | - |
| TAQA ABU DHABI NATL ENER | 3/3/2022 | FIXED | MYR | 4.65% | 97.19 | 5.47 | 97.57 | 5.36 | A3 |
| EMG SUKUK LTD | 6/18/2024 | FIXED | USD | 4.56% | 100.56 | 4.46 | 100.82 | 4.41 | Baa2 |
| MAF SUKUK LTD | 11/3/2025 | FIXED | USD | 4.50% | 101.01 | 4.34 | 101.24 | 4.30 | - |
| SAUDI INTERNATIONAL PETR | 6/16/2021 | FLOATING | SAR | 4.44% | - | - | - | - | - |
| OMAN SOVEREIGN SUKUK | 6/1/2024 | FIXED | USD | 4.40% | 93.43 | 5.70 | 93.96 | 5.59 | Baa3 |
| OMAN SOVEREIGN SUKUK | 6/1/2024 | FIXED | USD | 4.40% | 93.45 | 5.69 | 93.95 | 5.59 | Baa3 |
| SUKUK FUNDING NO3 LTD | 12/3/2018 | FIXED | USD | 4.35% | 100.70 | 3.04 | 100.73 | 3.00 | Baa2 |
| DIFC SUKUK | 11/12/2024 | FIXED | USD | 4.33% | 101.19 | 4.11 | 101.85 | 4.00 | - |
| OREIDCO SUKUK | 8/30/2020 | FLOATING | SAR | 4.29% | - | - | - | - | - |
| DIP SUKUK LTD | 2/20/2019 | FIXED | USD | 4.29% | 100.26 | 3.94 | 100.27 | 3.92 | - |
| SHARIAH SUKUK PROGRAM | 3/14/2028 | FIXED | USD | 4.23% | 97.96 | 4.48 | 98.56 | 4.41 | A3 |
| SAUDI ELECTRICITY GLOBAL | 4/3/2022 | FIXED | USD | 4.21% | 100.83 | 3.98 | 101.17 | 3.88 | A2 |
| BAHRAIN IJARA SUKUK | 7/17/2020 | FIXED | BHD | 4.20% | - | - | - | - | - |
| FAWAZ ABDULAZIZ ALHOKAIR | 6/24/2019 | FLOATING | SAR | 4.09% | - | - | - | - | - |
| SAUDI ELEC GLOBAL SUKUK | 4/8/2024 | FIXED | USD | 4.00% | 98.88 | 4.22 | 99.07 | 4.18 | A2 |
| SAUDI ELEC GLOBAL SUKUK | 4/8/2024 | FIXED | USD | 4.00% | 98.84 | 4.22 | 99.15 | 4.16 | A2 |
| MUMTALAKAT SUKUK HOLDING | 11/25/2021 | FIXED | USD | 4.00% | 93.76 | 5.99 | 94.18 | 5.85 | - |
| BANK AL JAZIRA | 6/2/2026 | FLOATING | SAR | 3.96% | - | - | - | - | - |
| BBG SUKUK LTD | 10/18/2019 | FLOATING | USD | 3.96% | 99.52 | 4.32 | 99.80 | 4.11 | A2 |
| EQUATE SUKUK SPC LTD | 2/21/2024 | FIXED | USD | 3.94% | 96.46 | 4.65 | 97.56 | 4.43 | Baa2 |
| QIB SUKUK LTD | 11/9/2020 | FLOATING | USD | 3.92% | 100.43 | 3.72 | 100.77 | 3.58 | - |
| DP WORLD CRESCENT LTD | 5/31/2023 | FIXED | USD | 3.91% | 99.01 | 4.13 | 99.23 | 4.08 | Baa2 |
| DP WORLD CRESCENT LTD | 5/31/2023 | FIXED | USD | 3.91% | 99.03 | 4.12 | 99.21 | 4.08 | Baa2 |
| BBG SUKUK LTD | 11/15/2019 | FLOATING | USD | 3.89% | 99.39 | 4.31 | 99.63 | 4.14 | A2 |
| DUBAI DOF WAKALA SUKUK 1 | 3/20/2025 | FIXED | USD | 3.89% | 95.53 | 4.65 | 95.92 | 4.58 | - |
| DUBAI DOF WAKALA SUKUK 1 | 11/12/2026 | FLOATING | USD | 3.89% | - | - | - | - | - |
| MEDJOOOL LTD | 3/19/2023 | FIXED | USD | 3.88% | 98.72 | 4.17 | 99.28 | 4.04 | - |
| DUBAI DOF SUKUK LTD | 1/30/2023 | FIXED | USD | 3.88% | 99.30 | 4.04 | 99.93 | 3.89 | - |
| UNITY 1 SUKUK LIMITED | 11/30/2021 | FIXED | USD | 3.86% | 99.25 | 4.09 | 99.89 | 3.89 | - |
| ARAB NATIONAL BANK | 10/7/2025 | FLOATING | SAR | 3.86% | - | - | - | - | - |
| SAUDI GOVT SUKUK | 1/24/2028 | FIXED | SAR | 3.85% | - | - | - | - | - |

Source: Bloomberg

GCC Sukuk prices and yield - Sorted by offer coupon rate

| Issuer | Maturity | Offer Coupon | Offer Coupon | | Bid | Bid | Offer | Offer | Rating |
|--------------------------|------------|--------------|--------------|-------|--------|---------|--------|---------|--------|
| | Date | Type | Currency | Rate | Price | Yield % | Price | Yield % | |
| AL SHINDAGHA SUKUK LTD | 11/26/2019 | FIXED | USD | 3.78% | 99.61 | 4.04 | 100.74 | 3.28 | - |
| SHARJAH SUKUK LTD | 9/17/2024 | FIXED | USD | 3.76% | 98.73 | 3.99 | 99.39 | 3.87 | A3 |
| SAUDI ELECTRICITY CO | 5/10/2030 | FLOATING | SAR | 3.75% | 100.00 | 3.76 | 100.00 | 3.76 | - |
| QIB SUKUK LTD | 2/28/2023 | FLOATING | USD | 3.68% | 100.04 | 4.04 | 100.39 | 3.96 | - |
| DIB SUKUK LTD | 2/14/2022 | FIXED | USD | 3.66% | 97.69 | 4.34 | 98.19 | 4.19 | A3 |
| SAUDI GOVT SUKUK | 10/25/2027 | FIXED | SAR | 3.65% | 99.03 | 3.77 | 100.60 | 3.57 | - |
| EMAR SUKUK LTD | 9/15/2026 | FIXED | USD | 3.64% | 92.23 | 4.78 | 92.75 | 4.70 | Baa3 |
| AHB SUKUK CO | 1/9/2019 | FLOATING | USD | 3.63% | 100.55 | 3.12 | 100.68 | 2.92 | - |
| KSA SUKUK LTD | 4/20/2027 | FIXED | USD | 3.63% | 94.44 | 4.39 | 94.92 | 4.32 | A1 |
| KSA SUKUK LTD | 4/20/2027 | FIXED | USD | 3.63% | 94.44 | 4.39 | 94.96 | 4.31 | A1 |
| FAB SUKUK CO LTD | 3/5/2023 | FIXED | USD | 3.63% | 98.64 | 3.94 | 99.26 | 3.79 | Aa3 |
| DIB SUKUK LTD | 2/6/2023 | FIXED | USD | 3.63% | 96.14 | 4.54 | 96.72 | 4.40 | A3 |
| DIB SUKUK LTD | 12/15/2019 | FLOATING | USD | 3.62% | 100.63 | 3.45 | 100.93 | 3.26 | NR |
| ALAWWAL BANK | 12/12/2023 | FLOATING | SAR | 3.62% | - | - | - | - | - |
| QIB SUKUK LTD | 8/21/2019 | FIXED | AUD | 3.61% | 100.64 | 3.08 | 100.76 | 2.99 | - |
| DIB SUKUK LTD | 3/30/2021 | FIXED | USD | 3.60% | 98.64 | 4.11 | 99.26 | 3.87 | A3 |
| ALMARAI CO JSC | 3/7/2019 | FLOATING | SAR | 3.59% | - | - | - | - | - |
| SAUDI GOVT SUKUK | 7/26/2027 | FIXED | SAR | 3.55% | - | - | - | - | - |
| EIB SUKUK LTD | 5/31/2021 | FIXED | USD | 3.54% | 99.45 | 3.74 | 99.73 | 3.64 | - |
| SAUDI INVESTMENT BANK | 6/5/2024 | FLOATING | SAR | 3.51% | - | - | - | - | - |
| ICD SUKUK CO LTD | 5/21/2020 | FIXED | USD | 3.51% | 98.96 | 4.05 | 99.54 | 3.74 | - |
| SAUDI GOVT SUKUK | 8/23/2027 | FIXED | SAR | 3.50% | 97.97 | 3.76 | 100.00 | 3.50 | - |
| OMAN SOVEREIGN SUKUK | 11/3/2020 | FIXED | OMR | 3.50% | 1.00 | 451.39 | 1.00 | 451.39 | Baa3 |
| SAUDI BRITISH BANK | 12/17/2020 | FLOATING | SAR | 3.49% | - | - | - | - | - |
| SAUDI ELECTRICITY GLOBAL | 4/8/2023 | FIXED | USD | 3.47% | 97.32 | 4.08 | 97.52 | 4.04 | A2 |
| SAUDI ELECTRICITY GLOBAL | 4/8/2023 | FIXED | USD | 3.47% | 97.30 | 4.09 | 97.53 | 4.03 | A2 |
| SAUDI GOVT SUKUK | 9/20/2027 | FIXED | SAR | 3.45% | - | - | - | - | - |
| SAUDI GOVT SUKUK | 1/24/2025 | FIXED | SAR | 3.45% | 99.25 | 3.58 | 100.90 | 3.30 | - |
| ALMARAI CO | 3/31/2020 | FLOATING | SAR | 3.43% | - | - | - | - | - |
| BANQUE SAUDI FRANSI | 6/18/2024 | FLOATING | SAR | 3.42% | - | - | - | - | - |
| SAUDI BRITISH BANK | 5/28/2025 | FLOATING | SAR | 3.36% | - | - | - | - | - |
| ALMARAI CO | 9/16/2022 | FLOATING | SAR | 3.35% | - | - | - | - | - |
| NAJRAH CEMENT CO | 6/8/2020 | FLOATING | SAR | 3.34% | - | - | - | - | - |
| RAK CAPITAL | 10/21/2018 | FIXED | USD | 3.30% | 99.89 | 3.56 | 100.27 | 2.67 | - |
| BAHRAIN LEASING SUKUK | 8/9/2018 | FIXED | BHD | 3.27% | - | - | - | - | - |
| AHB SUKUK CO | 10/8/2018 | FIXED | USD | 3.27% | 99.86 | 3.62 | 100.29 | 2.53 | A2 |
| AHB SUKUK CO | 8/14/2019 | FLOATING | USD | 3.26% | 99.99 | 3.25 | 100.18 | 3.10 | - |
| QIB SUKUK LTD | 5/23/2022 | FIXED | USD | 3.25% | 95.64 | 4.45 | 96.24 | 4.28 | - |
| SAUDI GOVT SUKUK | 9/20/2024 | FIXED | SAR | 3.25% | - | - | - | - | - |
| SAUDI GOVT SUKUK | 7/26/2024 | FIXED | SAR | 3.25% | - | - | - | - | - |
| SAUDI GOVT SUKUK | 1/24/2023 | FIXED | SAR | 3.25% | - | - | - | - | - |
| QIB SUKUK LTD | 2/28/2019 | FIXED | USD | 3.25% | 99.69 | 3.65 | 99.99 | 3.26 | - |
| SOQ SUKUK A Q.S.C | 1/18/2023 | FIXED | USD | 3.24% | 97.23 | 3.89 | 97.70 | 3.78 | Aa3 |
| RIYAD BANK | 6/24/2025 | FLOATING | SAR | 3.24% | - | - | - | - | - |
| SAUDI GOVT SUKUK | 10/25/2024 | FIXED | SAR | 3.20% | 97.91 | 3.57 | 100.00 | 3.20 | - |
| SAUDI GOVT SUKUK | 8/23/2024 | FIXED | SAR | 3.20% | 98.00 | 3.56 | 100.00 | 3.20 | - |
| NATIONAL COMMERCIAL BANK | 2/25/2024 | FLOATING | SAR | 3.20% | - | - | - | - | - |
| SAVOLA GROUP COMPANY | 1/22/2020 | FLOATING | SAR | 3.19% | - | - | - | - | - |
| BANQUE SAUDI FRANSI | 12/18/2019 | FLOATING | SAR | 3.12% | - | - | - | - | - |
| NATIONAL INDUSTRIALIZATI | 5/21/2019 | FLOATING | SAR | 3.11% | - | - | - | - | - |
| RAK CAPITAL | 3/31/2025 | FIXED | USD | 3.09% | 94.43 | 4.03 | 95.22 | 3.89 | - |
| SIB SUKUK CO III LTD | 9/8/2021 | FIXED | USD | 3.08% | 97.44 | 3.92 | 98.00 | 3.73 | A3 |
| RIYAD BANK | 11/11/2020 | FLOATING | SAR | 3.08% | - | - | - | - | - |
| SAUDI ELECTRICITY CO | 1/30/2054 | FLOATING | SAR | 3.07% | - | - | - | - | - |
| BAHRAIN LEASING SUKUK | 6/14/2018 | FIXED | BHD | 3.05% | - | - | - | - | - |
| TADAWUL REAL EST SUKUK | 12/3/2026 | FIXED | SAR | 3.05% | - | - | - | - | - |
| OOREDOO TAMWEEL LTD | 12/3/2018 | FIXED | USD | 3.04% | 100.05 | 2.95 | 100.07 | 2.90 | A2 |
| ARABIAN ARAMCO TOTAL SER | 12/20/2025 | FLOATING | SAR | 3.04% | 98.00 | 3.84 | 98.00 | 3.84 | - |
| SADARA BASIC SERVICES CO | 12/15/2028 | FLOATING | SAR | 3.03% | - | - | - | - | - |
| SAUDI GOVT SUKUK | 10/25/2022 | FIXED | SAR | 2.95% | - | - | - | - | - |
| SAUDI GOVT SUKUK | 7/26/2022 | FIXED | SAR | 2.95% | 98.44 | 3.35 | 100.00 | 2.95 | - |
| DIB SUKUK LTD | 6/3/2020 | FIXED | USD | 2.92% | 98.31 | 3.79 | 98.87 | 3.50 | A3 |
| POWER & WATER UTILITY CO | 5/28/2033 | FLOATING | SAR | 2.91% | - | - | - | - | - |
| KSA SUKUK LTD | 4/20/2022 | FIXED | USD | 2.89% | 96.30 | 3.92 | 96.69 | 3.81 | A1 |
| KSA SUKUK LTD | 4/20/2022 | FIXED | USD | 2.89% | 96.32 | 3.91 | 96.69 | 3.81 | A1 |
| KSA SUKUK LTD | 4/20/2022 | FIXED | USD | 2.89% | 96.30 | 3.92 | 96.69 | 3.81 | A1 |
| NATIONAL SHIPPING CO OF | 7/30/2022 | FLOATING | SAR | 2.88% | - | - | - | - | - |
| SIB SUKUK CO III LTD | 3/17/2020 | FIXED | USD | 2.84% | 98.41 | 3.74 | 98.98 | 3.42 | A3 |
| NOOR SUKUK CO LTD | 4/28/2020 | FIXED | USD | 2.79% | 98.23 | 3.74 | 98.38 | 3.66 | - |
| QIB SUKUK LTD | 10/27/2020 | FIXED | USD | 2.75% | 96.82 | 4.13 | 97.36 | 3.90 | - |
| SAUDI GOVT SUKUK | 9/20/2022 | FIXED | SAR | 2.75% | - | - | - | - | - |
| SAUDI TELECOM CO | 6/9/2024 | FLOATING | SAR | 2.64% | - | - | - | - | - |
| GENERAL AUTHORITY OF CIV | 1/18/2022 | FIXED | SAR | 2.50% | - | - | - | - | - |
| QIB SUKUK LTD | 8/21/2019 | FIXED | JPY | 1.00% | 100.26 | 0.80 | 100.51 | 0.60 | - |

Source: Bloomberg

Other News:

May 2018

- VEB and The Islamic Development Bank Group to establish a partnership fund amounting up to \$100mIn - **Reuters**
- Dubai's Al Barsha Mall – **Press Release**
- Abu Dhabi National Takaful Co. announces achieving 34% Growth in Profitability in Q1 2018 - **Press Release**
- Al Baraka Banking Group's profits rise by 11% with assets stands at \$25billion at end of the first quarter of 2018 – **Reuters**
- Abu Dhabi based BOK International is ready to transform new lines of banking products – **Press Release**
- Equitativa receives dual recognition for Best REIT Manager and Sukuk of the Year at the Banker Middle East Awards – **Press Release**
- KFH participates in CBK-IFSB Conference- Islamic finance a universal value proposition – **Press Release**
- The IFSB receives technical assistance from the Islamic Development Bank to promote Islamic finance – **Press Release**
- Swiss investigate two PetroSaudi officials in 1MDB inquiry – **Reuters**

April 2018

- Islamic Development Bank considers debut euro-denominated sukuk - **Reuters**
- Abu Dhabi's Al Hilal Bank unearths \$136mIn internal fraud – **Trade Arabia**
- Standard & Poors' reaffirms Al Baraka Banking Group's rating – **Press Release**
- ADIB recognised for online security leadership at Middle East Security Awards – **Reuters**
- DAFZA issues the first Dubai: The Global Gateway to Halal Industries In Spanish – **Press Release**
- Green developments in Islamic finance – **CPI Financial**
- Islamic banks face uneven impact from correspondent banking decline:industry group - **Reuters**

